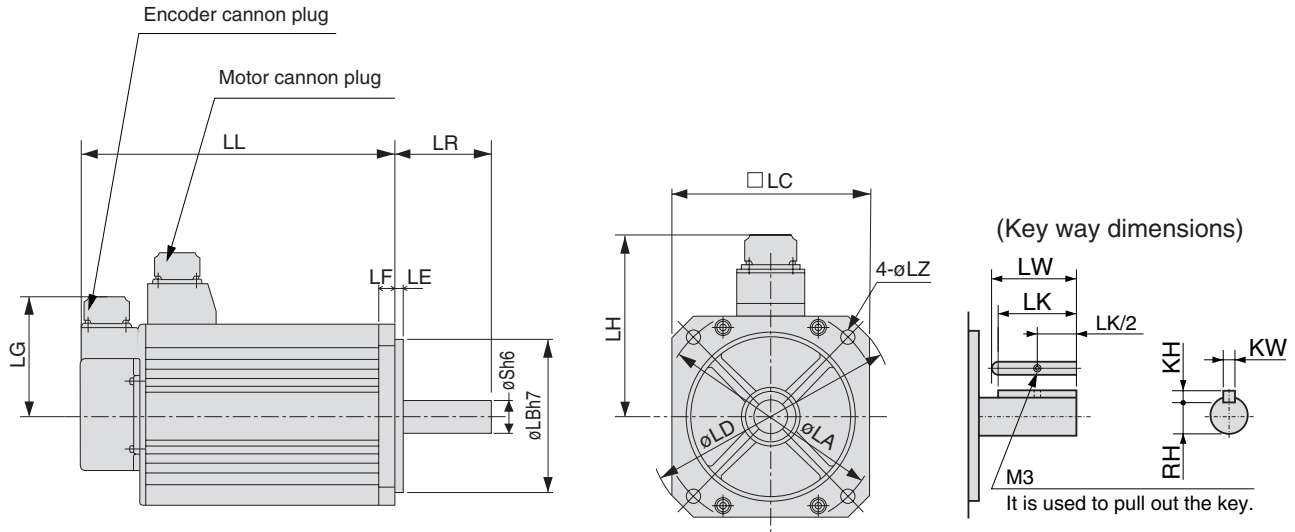


Motor Dimensions

**MINAS A4
A4P**

MDMA / MGMA
4.0kW - 7.5kW / 900W - 2.0kW

MGMA 900W - 2.0kW



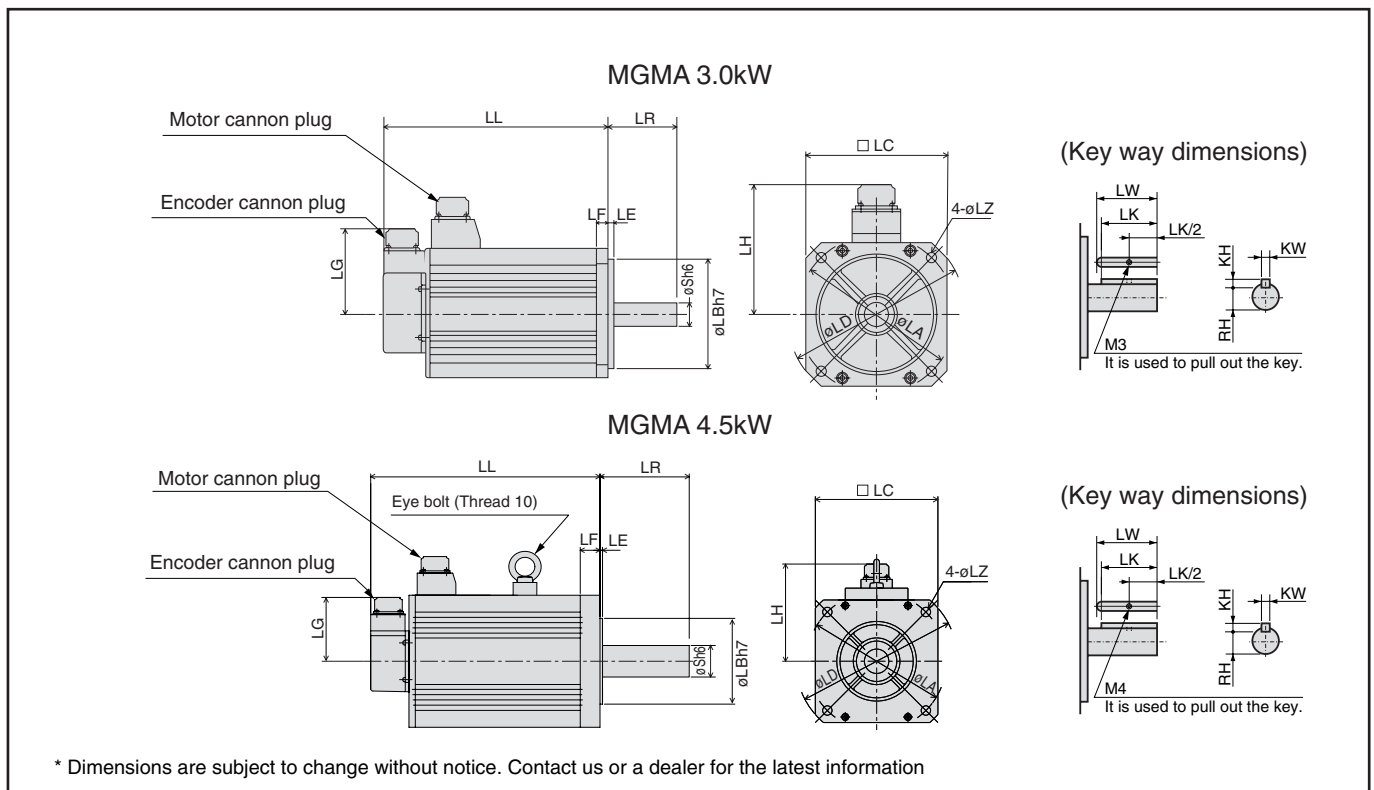
* Dimensions are subject to change without notice. Contact us or a dealer for the latest information

		MGMA series (Middle inertia)			
Motor output		900W		2.0kW	
Motor model		MGMA 092P1□	MGMA 092S1□	MGMA 202P1□	MGMA 202S1□
Rotary encoder specifications		2500P/r Incremental	17-bit Absolute/ Incremental	2500P/r Incremental	17-bit Absolute/ Incremental
LL	Without brake	175	175	182	182
	With brake	200	200	207	207
LR		70		80	
S		22		35	
LA		145		200	
LB		110		114.3	
LC		130		176	
LD		165		233	
LE		6		3.2	
LF		12		18	
LG		84		84	
LH		118		143	
LZ		9		13.5	
Key way	LW	45		55	
	LK	41		50	
	KW	8h9		10h9	
	KH	7		8	
	RH	18		30	
Mass (kg)	Without brake	8.5	8.5	17.5	17.5
	With brake	10.0	10.0	21.0	21.0
Connector/Plug specifications		refer to page A4-114			

<Cautions> Reduce the moment of inertia ratio if high speed response operation is required.
Read the Instruction Manual carefully and understand all precautions and remarks before using the products.

Motor Dimensions

MGMA 3.0kW - 4.5kW



		MGMA series (Middle inertia)			
Motor output		3.0kW		4.5kW	
Motor model	MGMA	302P1□	302S1□	452P1□	452S1□
Rotary encoder specifications		2500P/r Incremental	17-bit Absolute/ Incremental	2500P/r Incremental	17-bit Absolute/ Incremental
LL	Without brake	222	222	300.5	300.5
	With brake	271	271	337.5	337.5
LR		80		113	
S		35		42	
LA		200		200	
LB		114.3		114.3	
LC		176		176	
LD		233		233	
LE		3.2		3.2	
LF		18		24	
LG		84		84	
LH		143		143	
LZ		13.5		13.5	
Key way	LW	55		96	
	LK	50		90	
	KW	10h9		12h9	
	KH	8		8	
	RH	30		37	
Mass (kg)	Without brake	25.0	25.0	34.0	34.0
	With brake	28.5	28.5	39.5	39.5
Connector/Plug specifications		refer to page A4-114			

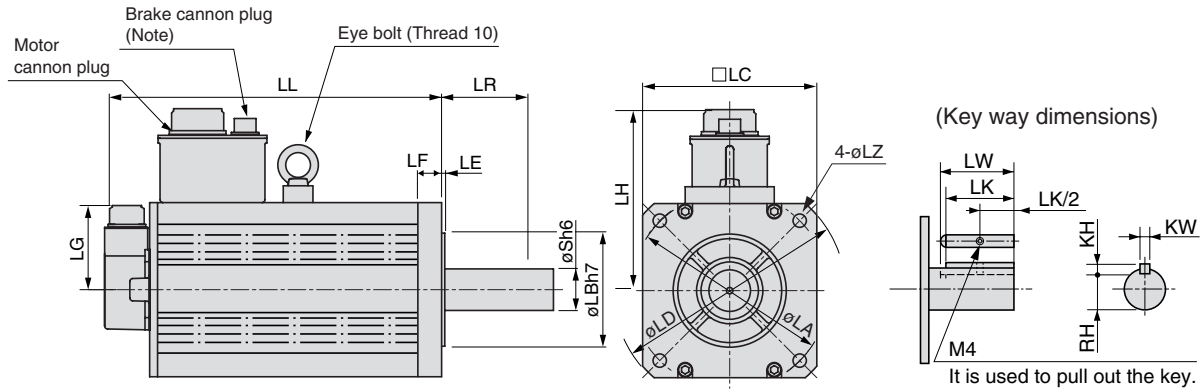
<Cautions> Reduce the moment of inertia ratio if high speed response operation is required.
Read the Instruction Manual carefully and understand all precautions and remarks before using the products.

Motor Dimensions

MINAS A4
A4P

MGMA
3.0kW - 6.0kW

MGMA 6.0kW



* Dimensions are subject to change without notice. Contact us or a dealer for the latest information (Note) for with brake

		MGMA series (Middle inertia)	
Motor output		6.0kW	
Motor model		MGMA 602P1□	602S1□
Rotary encoder specifications		2500P/r Incremental	17-bit Absolute/ Incremental
LL	Without brake	340.5	340.5
	With brake	380.5	380.5
LR		113	
S		42	
LA		200	
LB		114.3	
LC		176	
LD		233	
LE		3.2	
LF		24	
LG		84	
LH		183	
LZ		13.5	
Key Way	LW	96	
	LK	90	
	KW	12h9	
	KH	8	
	RH	37	
Mass (kg)	Without brake	41.0	41.0
	With brake	45.0	45.0
Connector/Plug specifications		refer to page A4-114	

<Cautions> Reduce the moment of inertia ratio if high speed response operation is required.
 Read the Instruction Manual carefully and understand all precautions and remarks before using the products.